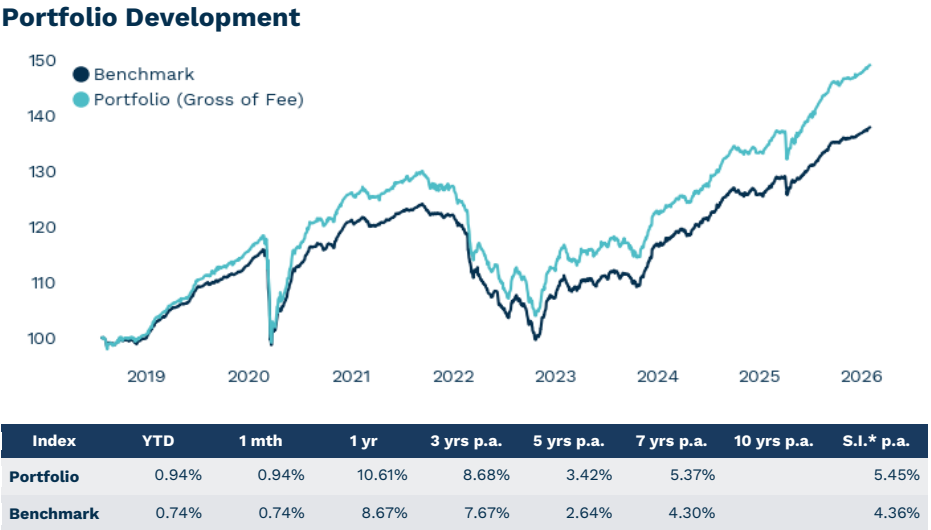



Investment Profile

The sub-fund invests at least two thirds of its assets in corporate debt of emerging markets debt issuers in Latin America, Central- or Eastern Europe, Africa, the Middle East and Asia exclusive Japan. The sub-fund can also invest in securities issued by sovereign issuers or the local authorities as well as financial and corporate issuers that have the majority of their activities in an emerging market country. The bonds of this sub-fund are required to have a credit rating of minimum CC. However, 20 percent of the sub-fund assets can be invested in bonds without any credit rating and 5 percent can be invested in downgraded bonds with a credit rating below CC. Financial derivative instruments may be used for hedging purposes and as part of the investment strategy.



Basic Information

Share class	
ISIN	LU0658686109
Start date	27-07-2018
NAV in base currency	274.85
Base currency of the share class	USD
Share class assets (mio. USD)	0.12
Sub fund assets (mio. USD)	76.64
Duration	4.11



Rating Distribution

Rating	AAA	AA	A	BBB	BB	B	CCC	CC	NR
Weight	0.00%	3.78%	4.43%	30.48%	26.75%	16.61%	1.25%	0.00%	14.39%

Benchmark

JP Morgan CEMBI Broad Diversified


5 Largest Investments in Portfolio

The holding is as of 30-01-2026

Instrument	Exposure
5.95% Saudi Awwal Bk 9/2035	1.28%
6.38% Muthoot Finance 4/2029	1.22%
4.60% Abu Dhabi Crude 11/2047	1.22%
5.65% Al Rajhi Sukuk 3/2036	1.20%
5.94% Snb Sukuk Ltd 7/2036	1.06%

Risk Numbers 3 Year (ex-post)

Standard Deviation	4.36%	4.18%
Standard Deviation Benchmark	3.91%	3.73%
Sharpe Ratio	0.42	0.33
Information Ratio	1.02	1.01
Tracking Error	0.95%	0.92%



Risk Description

Standard Deviation

measures the variation of returns over a period of time. If the returns in average are close to the expected return, the Standard Deviation is low. If the returns in average are far from the mean, it is high. Typically bond funds have a lower Standard Deviation than equity funds.

Sharpe Ratio

expresses how much a return on investment has generated compared to the historical risk. The figure is being used as a comparative figure to rank different riskadjusted returns on investment. The higher the Sharpe Ratio, the better riskadjusted returns on investment.

Information Ratio

expresses how much outperformance a fund has generated in relation to the risk that has been relative to the benchmark. Information Ratio indicates the quality of the riskadjusted to outperformance of a fund. The higher the Information Ratio, the better riskadjusted performance on investment

Tracking Error

expresses the variation in the difference between the returns of the fund and the corresponding benchmark. Tracking Error is an expression of the Standard Deviation of the excess return. A low Tracking Error is equal to low volatility of the monthly performance, and a high Tracking Error is equal to high fluctuations.

**S.I.\*** Since inception  
The sub-fund mentioned is part of Lux MultiManager SICAV (LMM SICAV), an open-ended Luxembourg-based investment company (Société d'Investissement à Capital Variable), validly formed and existing in accordance with the laws of Luxembourg and with the Directive 2009/65/EC of the European Parliament and of the Council of 13 July 2009. LMM SICAV is regulated by Luxembourg law and supervised by Commission de Surveillance du Secteur Financier in Luxembourg. The investment manager of the sub-fund mentioned is BI Asset Management Fondsmæglerselskab A/S, an investment company regulated by Danish law, licensed and supervised by the Danish Financial Supervisory Authority - Finanstilsynet. The custodian of the assets of LMM SICAV is CACEIS Bank, Luxembourg Branch. The legal background for the purchasing of shares of LMM SICAV is the current prospectus, or the current Key Investor Information Document, accompanied by the latest annual report and the latest semi-annual report published after the latest annual report. These documents can be obtained free of charge from LMM SICAV or BI Asset Management Fondsmæglerselskab A/S. The documents can also be obtained electronically from the website bankinvest.com. The content in this report is for general information only. No information in the report constitutes investment advice and should not be relied upon as a basis for an investment decision or as a recommendation for an investment. The BankInvest Group does not accept liability for the completeness or accuracy of the information in this report. The return and key figures in the report have been calculated on basis of the latest available information and the return and key figures may be corrected subject to future information with past settlement date. Past performance is no indication of current or future performance and past performance is not necessarily a guide to the future. Investors may not get back the full amount invested. A transaction involving a foreign exchange transaction may be subject to fluctuations of currency values which may affect the value of the investment. The value of shares can fluctuate and is not guaranteed. Investments in Emerging Markets involve a higher element of risk.